

Innova™ SDS

Sub-cycle Disconnect Switch


emPowering Energy

Benefits

- **Maximize Network Resilience**
 - Fastest MV disconnect available (disconnection in milliseconds)
 - Programmable and self-monitoring
 - Non-directional or directional fault detection
 - Three phase or single phase configuration
 - Proven technology
- **Low Operating Costs**
 - No mechanical contactors to wear out
 - Air-cooled
 - No heat exchanger or plumbing to maintenance
 - No cooling liquid to monitor and dispose of

Applications

- Utilities
- Oil & Gas
- Cloud & Data Centers
- Telecommunications Centers
- Mining
- Industrial
- Infrastructure
- Microgrid Isolation



Description

Silicon Power's Innova™ SDS (Sub-cycle Disconnect Switch) is a power distribution solution that maximizes the resilience of your power network, empowering higher levels of protection and productivity.

The Innova SDS features a modular design with configurable controls to provide a tailored solution to your specific protection needs.

The Innova SDS detects sags, swells, momentary and sustained interruptions, and can automatically assist in shedding nonessential loads in a ¼ cycle—faster than other technologies.

Innova SDS

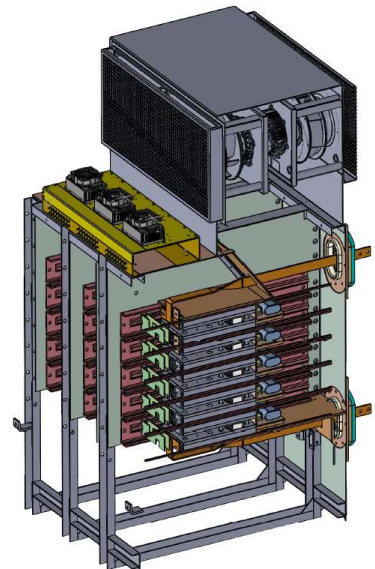
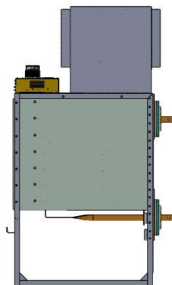
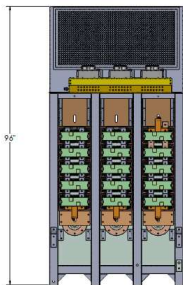
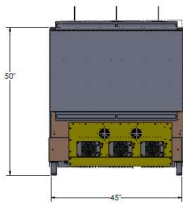
Sub-cycle Disconnect Switch



Technical / Configuration Information

Voltage Class	Voltage Withstand (Impulse BIL)	Continuous Current	Fault Current Withstand (X/R = 15)	
			Symmetrical	Asymmetrical
5 kV	60 kV	600A	9, 18 kA	23, 45 kA
		1400A	18 kA	45 kA
15 kV	95 kV	600A	9, 18 kA	23, 45 kA
		1200A	18 kA	45 kA
27 kV	125 kV or 150 kV	400A	6, 9, 12, 18 kA	15, 23, 30, 45 kA
		600A	6, 9, 12, 18 kA	15, 23, 30, 45 kA
		1200A	18 kA	45 kA
38 kV	150 kV or 200 kV	400A	6, 12 kA	15, 30 kA
		600A	12 kA	30 kA

Mechanical Outline



SILICON POWER
www.siliconpower.com

Silicon Power Corporation
Corporate Headquarters
280 Great Valley Parkway
Malvern, PA 19355-1308
610.407.4700